



Drive only if necessary!

If you must drive, consider a carpool and follow your winter travel plan. Take your time and listen to local radio stations for the latest road conditions and traffic reports. Local broadcast stations are your best sources for up-to-date weather information.

If you must abandon your vehicle, pull as far off the road as possible. Abandoned vehicles make the job of clearing snow and ice from roads nearly impossible and can create problems for other motorists.

Know the **SNOW MAP** You can download the snow map @ <http://www.seattle.gov/transportation/winterplan.htm> or wait for delivery from Apple Property Management of the 2010/2011 Winter Weather Brochure and Snow Map.

See the following page for your winter emergency checklist.

VEHICLE PREPARDNESS


- ___ Warm clothes in trunk
- ___ Chains in trunk
- ___ Full gas tank
- ___ Sand/shovel in trunk
- ___ Window ice scraper
- ___ Flares, flashlight in trunk
- ___ Antifreeze



FAMILY EMERGENCY PLAN

- ___ Familiarity with school and daycare plans
- ___ Alternative shelter plans
- ___ Alternative transportation arrangements
- ___ Identified snow routes
- ___ Bus timetables

HOME PREPARDNESS

- ___ Battery-operated radio/flashlights
- ___ Fresh batteries
- ___ Well-stocked provisions
- ___ Necessary medications



 Office: 206-285-2352
info@applepropertymanagement.com
 Emergency Line: 206-351-7273

**For broken pipes, please call 911.
The fire department can get there
quicker than our plumbers; then
PLEASE call us.**

FIRE - always 911!

PREDICTION: THE WORST WINTER IN 50 YEARS



Short of heading south for the winter, plan ahead and be prepared to brave the storm!

WHAT ARE WE DOING?

- ♥ Covering and insulating hose bibs, exposed pipes, windows, etc.
- ♥ Cleaning and preparing gutters
- ♥ Storing a large supply of sand
- ♥ Winterizing boilers/furnaces
- ♥ Trimming trees/limbs
- ♥ Providing access to experienced snow drivers – no waiting for a taxi in the snow and ice! Please call John Johnson 206-349-2023

WHAT CAN YOU DO?

♥ *Plan ahead*

Use transit whenever possible. Pick up transit timetables containing information on snow routes and plan to commute by bus in bad weather. [Bus snow reroutes are also posted on Metro's web site.](#)

Identify the best snow route home with the fewest hills possible. Remember, freeways, major arterials and bus routes are your best bets for winter travel.

Develop an emergency plan with your family.

Familiarize yourself with school, daycare and employer snow policies.

Make sure you have a battery-operated radio and flashlight at home in case the power fails.

♥ *Winterize your vehicle*

Make sure your car and tires are in good condition and maintain a full tank

of gas. Store blankets, a bag of sand, shovel, window scraper, flares, & warm clothes in the trunk. Also carry a set of properly sized tire chains in your vehicle — & learn how to put them on!

♥ *Schools*

Listen to local radio and television stations for information on school closures and schedule changes. Please be sure to retain the snow and ice information that your local school distributes. For a recorded message on Seattle School District schedule changes, call 206-252-0207.

♥ *Power Outages*

Seattle City Light - 206-684-7400
For a recorded list of power outage areas. If your area is not listed, let City Light know.
Puget Sound Energy 1-888-225-5773

♥ *When the Storm Strikes*

When snow begins to fall, road conditions can deteriorate very quickly. Traveling by bus is often your best commuting option. The best place to catch the bus is along major arterials. Wait at the top or bottom of hills. Check your timetable for snow routes. Remember, buses will be more crowded than usual and not always on schedule.